



after

culinary sanctuary


design ideas & expert advice for your kitchen renovation

SLEEK & STYLISH

The idea of a gray kitchen to match the rest of the house had home owner Aliya Akbar and architect Daniel Koshy sourcing for unique, custom designed materials to go with the trendy colour scheme. Counter tops are inlaid with several shades of gray mineral aggregate, a coloured pigment, while cabinets are finished with PU spray, which is hardwearing and practical for Asian cooking. Due to the limited amount of natural light in this L-shaped kitchen, mirrors are used as the back splash to reflect natural light and give a brighter feel to the dark theme.

Not only efficient but also a beautiful way to drain those just-washed dishes. Stainless steel dish drainer by Pauline Deltour, for Alessi, www.alessi.com

COMPILED BY GEETHA LAKSHMAYYA



before



If you love the clean, glossy look then you can't go wrong with these stainless steel jars, from Alessi, www.alessi.com



Black countertops are, let's face it, extremely sexy and injects a moody aesthetics to your kitchen. Lava Rock countertop, from Corian Dupont, www.corian.com

Keep your kitchen properly ventilated with smart air ventilators, a nifty addition especially when you lack windows. From Airegard, www.gardinc.com



top tips

Aluminium surfaces make cleaning easy. Just use non-abrasive cleaning agents and water to wipe dirt off with a cloth.

A modern kitchen should be equipped with genius details that maximise storage for efficient organisation. Drawer accessories from Hong Lee, www.honglee.com.my



Get the look... Aluminium is ideal for a kitchen that sees a lot of Asian style cooking. The smooth, non-porous surface is easy to maintain and keep clean. Hong Lee Kitchens offer modern, stylish options for the homeowner who wants a practical yet stylish feel. Aluminium is rust proof, termite proof, resistant to corrosion, abrasions and moisture. Its versatility and functionality allows Hong Lee's designers to create kitchens that can be made to fit any space and suit any design, colour and dimensions.



www.honglee.com.my

before



Break the monotony of a clean, white kitchen by alluding to elements of texture on your countertop. Countertop from Ceaserstone, available at Buénos Kitchen & Wardrobe




Something refreshing to place by the windows, SOCKER pot from IKEA



Avoid a cluttered kitchen by building cutlery trays, dustbins and even dish drainers into the cabinets.

top tips

Get the look... or its closest cousin would make great retro-inspired look as well. Not try the Curved Boston Ivory or the Symphony collection by Federal Furniture? Dark contrasting counter acrylic solid surface is easy to maintain and gives a modern twist to design. Adding a fresh, glossy look to white are cabinet doors in vinyl. Practical ideas include cabinets rounded corners for safety and islands which double as dining areas for formal ambience.



federal-furniture.com



White wooden cabinets bring in country allure to your kitchen. Why not try the Milano- Burnt White range from Signature Kitchen? www.signaturekitchen.com.my

Get organised with always useful plastic containers. JAMKA food savers with lids, from IKEA



after

CLASSIC CONTEMPORARY

Architect Lisa Mokhlis moved her kitchen from its original cramped location to make the most of the natural light from the windows. Traditional white further brightens this usable, functional space for the whole family. While feng shui has played a part in deciding where to cook and where drinks are served from, Lisa saw to it that the flow through the kitchen was suitable for her two children and her husband who loves to cook. Painted cabinets and solid surface counter tops are practical. "Easy to clean, easy to change, touch up or replace. Something you always have to think about when you have children," says Lisa, whose kitchen is almost always clutter-free due to her clever storage ideas.



Clever sliding doors save space by allowing access to appliances without swinging doors



An all-white kitchen can benefit from colourful accessories to create fresh accents. SOCKER planting tray, from IKEA





Extra tips to consider when renovating your kitchen

- Don't choose a kitchen layout just because it looks good in a catalogue. Everybody has different cooking behaviours (see page 70) so identify yours before you start designing a new kitchen. Do you like to bake? Are you likely to cook for a huge crowd? All this determines the kind of appliances and the size of pots and pans you normally use, thus influencing the amount of storage space you need to store everything.
- Then based on your floor plan, decide what kind of workflow works best for your cooking style (check out page 66).
- Before renovation, choose your built-ins first (such as refrigerator, oven, hood, hob, sink) so proper measurements for those items can be conveyed to the contractor. If you want to install a garbage disposal unit, then you have to check with the dealer for the required dimensions for your sink area. If you want to install a cooking hood or air vent, then you have to know which part of the wall needs to be punctured later because that will affect the placing of your cabinetry.
- Apart from storage and ample space for built-ins, consult your electrician with regards to the number of electrical sockets you require based on your use of appliances.
- Ask questions. Your contractor may find you annoying but it pays to know everything before construction starts so your builders won't deviate from the original plan. The slightest of hiccups or oversight will cost you dearly. Very dearly.
- Remember to breathe! Any renovation project will stress you out, so don't do it alone. Bring a friend or relative with you during consultation or construction visits.

Accumulated wet food waste is a breeding ground for rodents. So it pays to manage waste the smart way with an in-sink waste disposer, from Kleengard, www.gardinc.com



top tips

Wood is sensitive to moisture. Spills and splashes must be wiped off immediately and the area around the wood must be kept dry.


A sleek looking kitchen needs equally sexy cooking tools. Fusion cooking utensil, from Norman Copenhagen, at www.normann-copenhagen.com



MODERN WARMTH

Wood in a home gives the feeling of overall comfort and warmth and can work the same magic in the kitchen too. But you don't need an entire wooden cabinet for a refreshing touch of nature. Take this stylish kitchen by Buénos Kitchen & Wardrobe. The design balances the contemporary cool of white gloss and aluminum finishes with the beauty of a wood grain surface. Balance is further achieved by anchoring each side of the back wall with the oven and refrigerator respectively, creating a harmony through near symmetry. Plenty of space to work on with equally generous storage to keep things out of sight, maintaining a clean, fuss-free look.

Gorgeous pots and pans by Naoto Fukasawa, from Alessi, www.alessi.com



Cool, clean countertop, from Corian Dupont, www.corian.com



Jugs from Blomus